



The Hunt Museum Viking Programme Activity Booklet



This booklet is full of great activities to help you learn more about the Vikings.

Watch the accompanying video,


Press pause when you are asked to and

Complete the activity.

Have Fun!

Share your work with us by tagging @huntmuseum on social media

What is a Viking Sunstone used for?



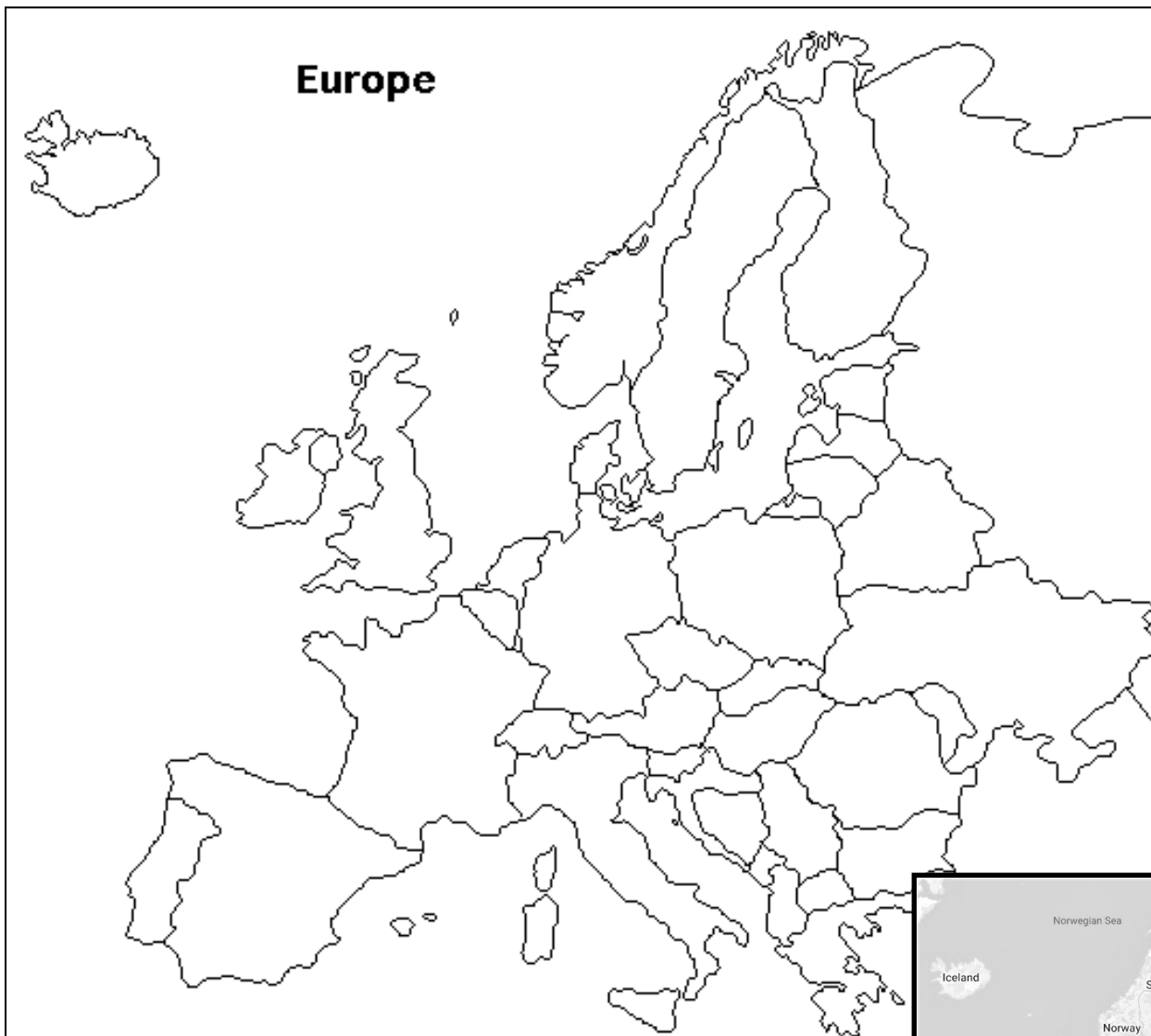
Activity 1 The Vikings travelled all over Europe.

1. Can you colour where the Vikings came from in RED?

Norway, Sweden and Denmark

2. Can you colour the regions they travelled to in Blue?

United Kingdom, France, Germany, Greece, Spain, Italy, Iceland



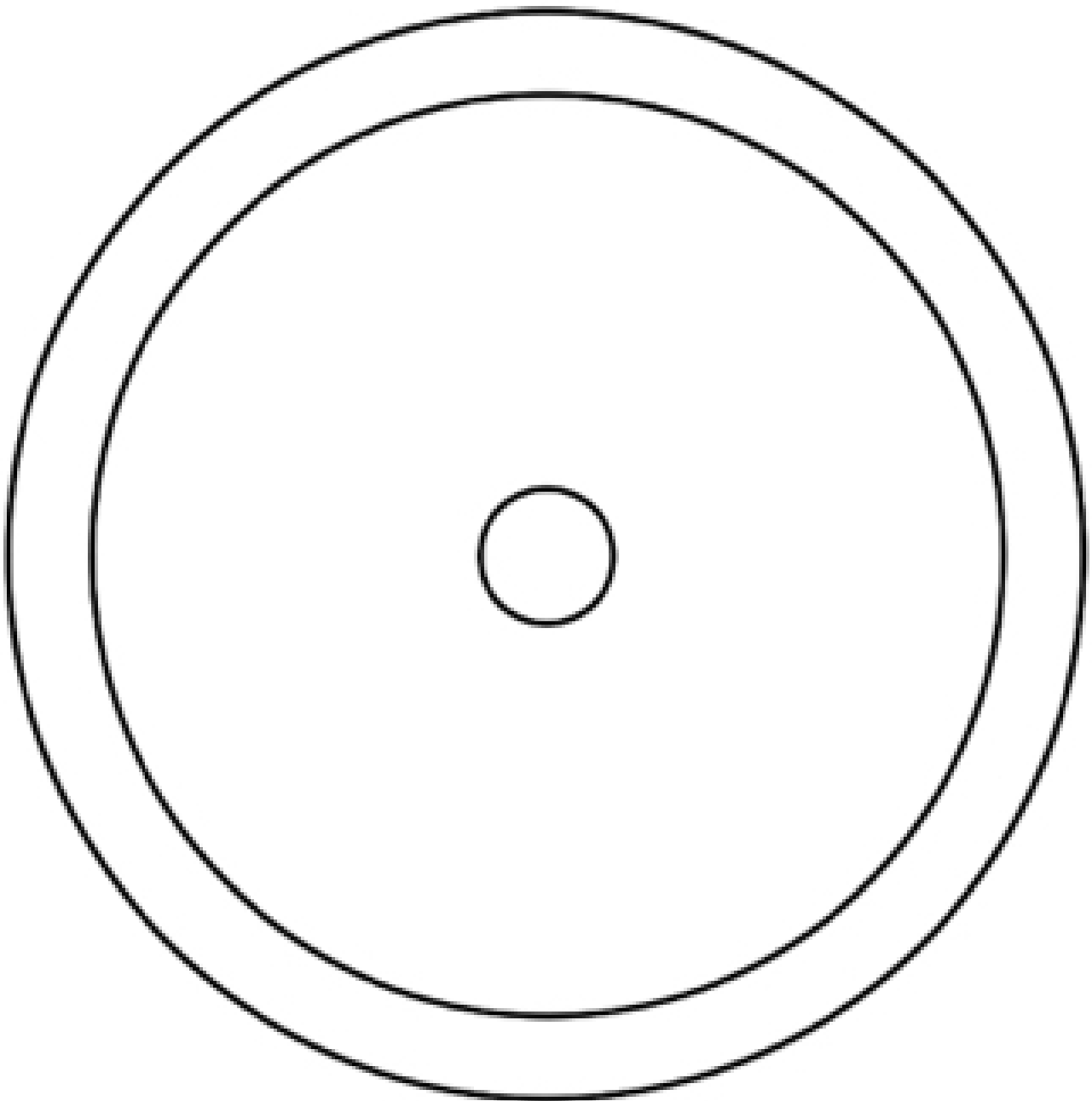


Activity 2

Shields were used to protect Vikings when they went into battle.


Decorate the shield below.

What patterns and colours would you use?



Activity 3

Can you use the Viking Alphabet to write your own name?



Activity 4

To make your own Lucet cord.

Visit our website www.huntmuseum.com
go to Museum From Home – Make and
Do Section.

What you will need:

1. Sting or Wool
2. Scissors
3. Three pencils
4. Tape




Vikings invented many different art styles including Ringerike and Urnes

Write down what you see in the Ringerike image

Write down what you see in the Urnes image.

What differences can you see between the 2 styles?



Activity 5

Can you fill in this shape with more Ringerike Style Designs?

