


Sybil Connolly




Activity 6. Create your own Jewellery out of paper

What you will need: Paper, Scissors, Knitting needle, glue and string


How to make your beads



1. Cut your paper into a square



2. Roll it around the knitting needle




3. Secure it together with some glue. I am using PVA so that the bead also gets a gloss



4.. When the glue is dry remove the bead from the knitting needle



5. Thread the string through the beads



6. When you have threaded all your beads
tie a knot in the end



7. You have made your jewellery. I made a
bracelet. What did you make?