



Viking Programme

for Junior Cycle students



Can you guess what a Viking Sunstone was used for?

What tools do we use to navigate today?

Activity 1

The Vikings came from Scandanavia:

Locate the three Scandanavian countries on the map and colour them in RED

Can you colour the regions they travelled to in BLUE?

United Kingdom, France, Germany, Greece, Spain, Italy, Iceland



Activity 2

Research the parts of the Viking Draakar and write down their functions. Label the diagram.

Sail _____

Ropes _____


Shields _____

Oars _____

Mast _____

Hull _____

Keel _____

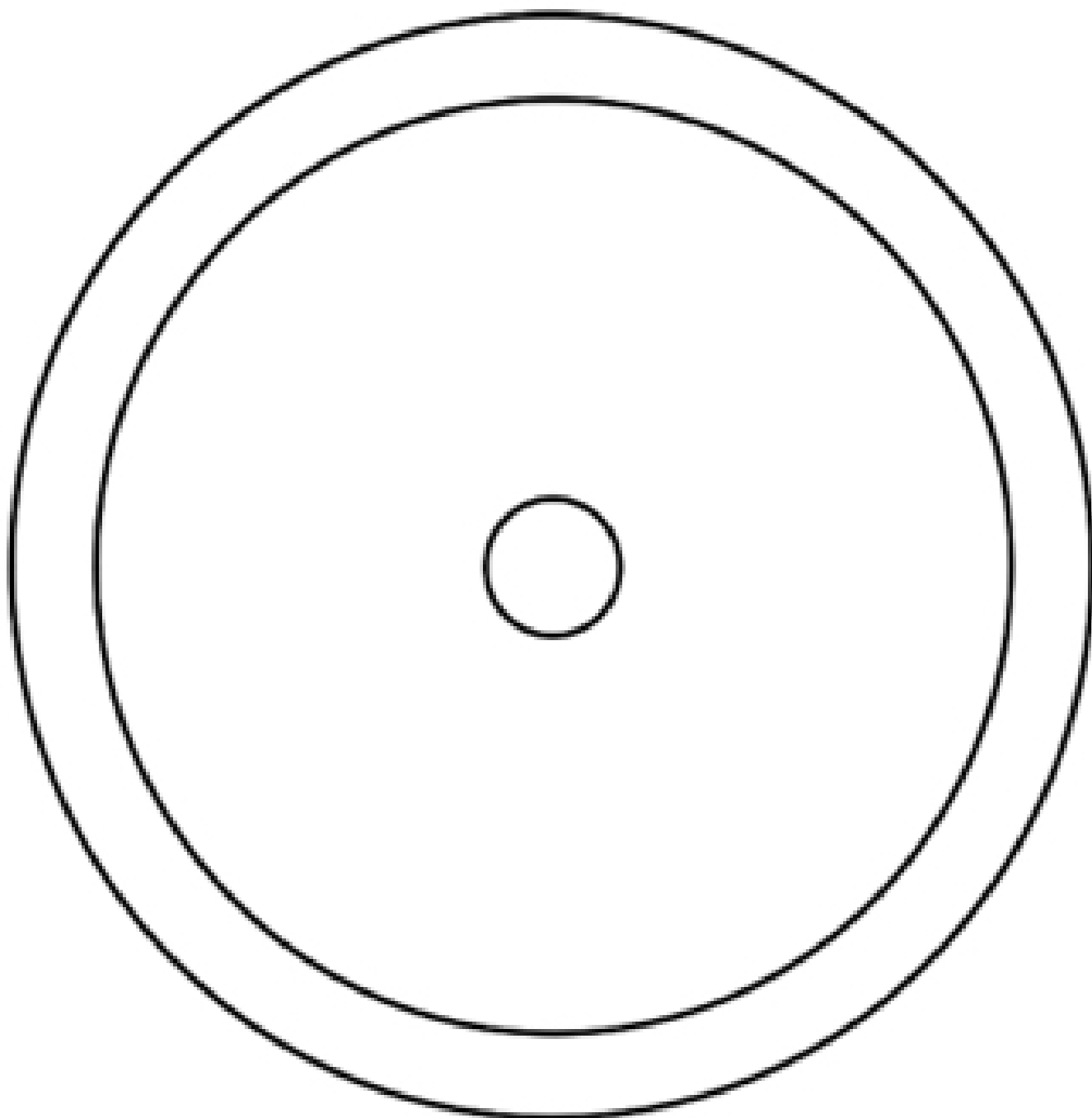




Activity 3


Research different Viking shield designs and sketch your ideas on a spare piece of paper.

When you have decided your design, draw it in the template below. What colours and patterns will you use? Explain to your classmates why you chose these.



Activity 4

Can you use the Viking Alphabet to write your own name?



Activity 5

To make your own lucet cord, visit our website huntmuseum.com, go to 'Learn' — 'Museum From Home' — 'Make and Do'.

What you will need:

- String or Wool
- Scissors
- Three pencils
- Tape



Activity 6

Can you find the following monasteries that were raided by the Vikings?

Mark them on the map.

- Clonmacnoise
 - Clonfert
- Inchcleraun
- Inish Cealtra
- Glendalough
 - Mungret

Which ones are on the River Shannon and which are not?



Vikings invented many different styles of art including Ringerike & Urnes

Write down what you see in this Ringerike image:

Write down what you see in this Urnes image:

What similarities can you see between the two styles?

What differences can you see between the two styles?

Activity 7

Can you fill in this shape with more
Ringerike Style Designs.

