

# Sybil Connolly

## Activity 2. Create a Macramé Rock Necklace

What you will need: Rock, Coloured String, Scissors

Sybil used Irish Lace in her designs. In simple terms Lace is created by twisting and knotting strands of fine white linen thread.

Macramé is created in a similar way of knotting cloth and fabric together.




CC0 1.0

Black "Illusion" dress. The dress is decorated with a floral pattern and three ribbons on the front, covering fasteners. Half-length coat of black Carrickmacross lace. 1966 Spring/Summer Collection


## How to create your Necklace




1. Tie 8 strands of coloured string together



2. Tie 2 strands together one cm up – creating 4 strands



3. Take one strand from two of the sections and tie them in a knot creating a diamond shape.



4. Continue tying the strands that are beside each other until you reach your desired length.
5. When you are finished place your rock in the net and tie all 8 strands together. Securing the rock in place.
6. Tie a knot at the top creating a necklace.



**What does your necklace look like? Did you put something other than a rock in it?**