

Sybil Connolly



Activity 7. Create your own outfit out of paper

What you will need. Paper, Scissors, Hole punch, string, glue, tape and stapler

Sybil's trademark was **pleated linen**. She created it by closely pleating up to nine yards of linen handkerchiefs to produce one yard of delicate fabric.

Sybil would make a **Maquette** to show her customers what the design would look like when completed





Blue Hyacinth , Sybil Connolly, Cotton, Silk and Polyester, The Hunt Museum, PD

What to do with your pleated paper?



- Turn it into a fan
- Turn it into a collar
- Turn it into a skirt
- Turn it into a fun belt

How to create a pleat.



1. Spread the paper out

2. Working from one side to the other Fold in 2cm and make a



3. Turn the paper over and fold over 2cm

4. Repeat 2 and 3 until you have folded all the paper.

